


### Q1 My child attends the following school:

Answered: 141 Skipped: 0

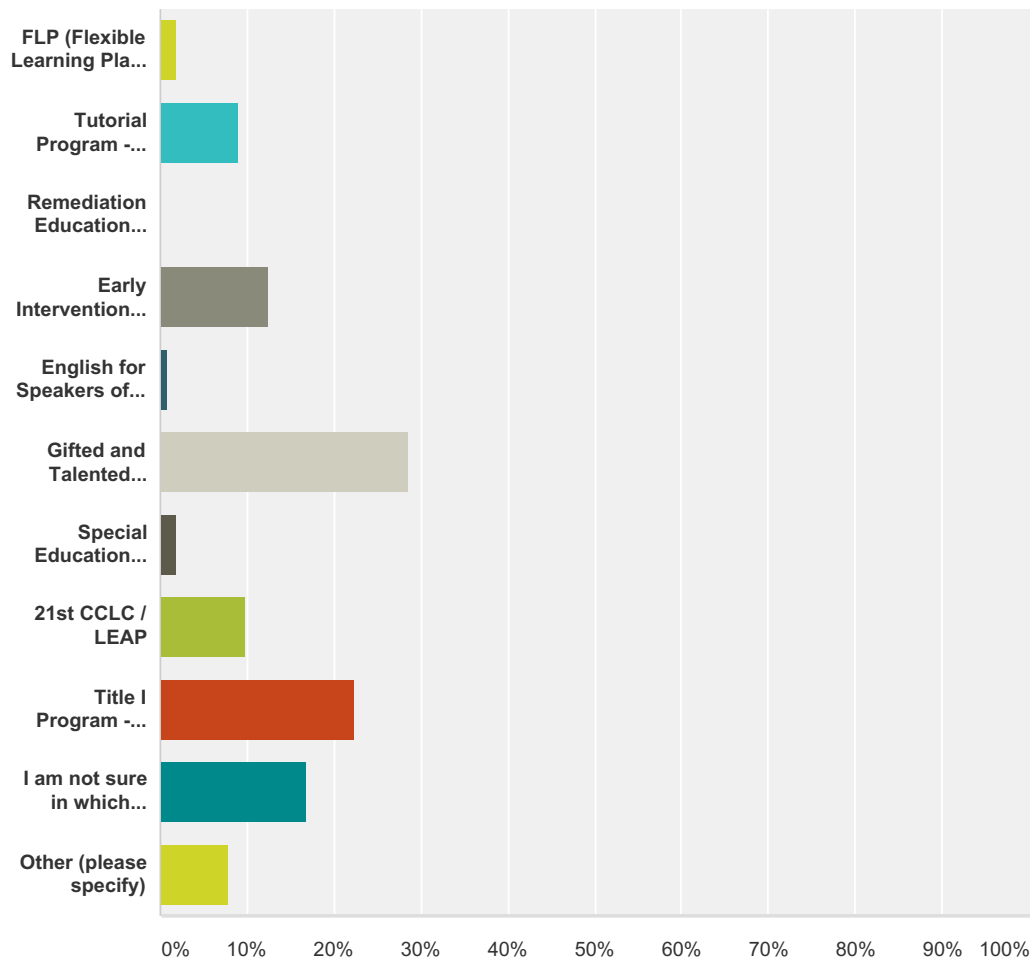


Answer Choices	Responses
Atha Road Elementary	100.00% 141
Bay Creek Elementary	0.00% 0
Harmony Elementary	0.00% 0

Loganville Elementary	0.00%	0
Monroe Elementary	0.00%	0
Sharon Elementary	0.00%	0
Walker Park Elementary	0.00%	0
Walnut Grove Elementary	0.00%	0
Youth Elementary	0.00%	0
Carver Middle School	0.00%	0
Loganville Middle School	0.00%	0
Youth Middle School	0.00%	0
Loganville High School	0.00%	0
Monroe Area High School	0.00%	0
Walnut Grove High School	0.00%	0
<b>Total</b>		<b>141</b>

### Q2 Which of the following programs serves your child? (Please select all that apply.)

Answered: 112 Skipped: 29

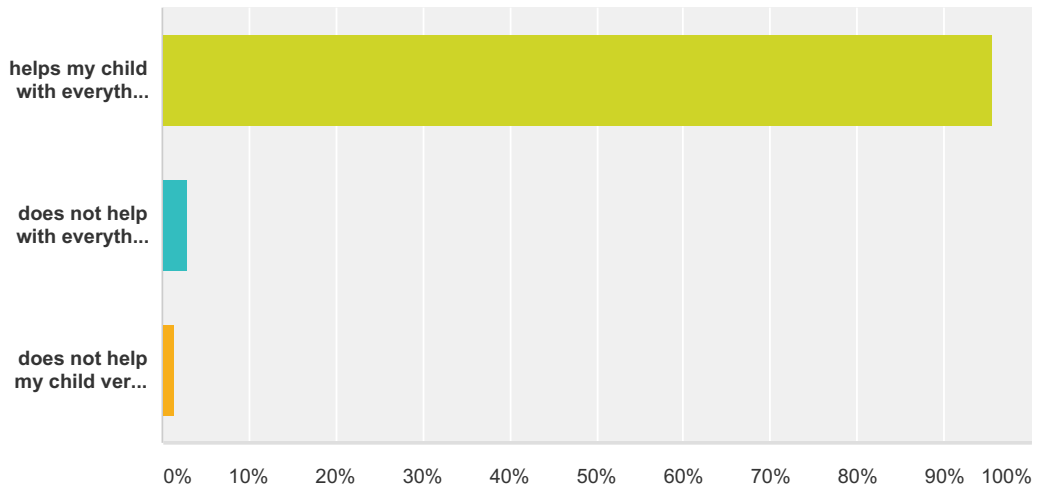


Answer Choices	Responses
FLP (Flexible Learning Plan) - HES	1.79% 2
Tutorial Program - (after school, during school or Saturday school)	8.93% 10
Remediation Education Program	0.00% 0
Early Intervention Program (EIP)	12.50% 14
English for Speakers of Other Languages (ESOL) Program	0.89% 1
Gifted and Talented Program	28.57% 32
Special Education Program	1.79% 2
21st CCLC / LEAP	9.82% 11
Title I Program - Services provided by a Title I School	22.32% 25

I am not sure in which programs my child participates.	16.96%	19
Other (please specify)	8.04%	9
<b>Total Respondents: 112</b>		

### Q3 My child's teacher:

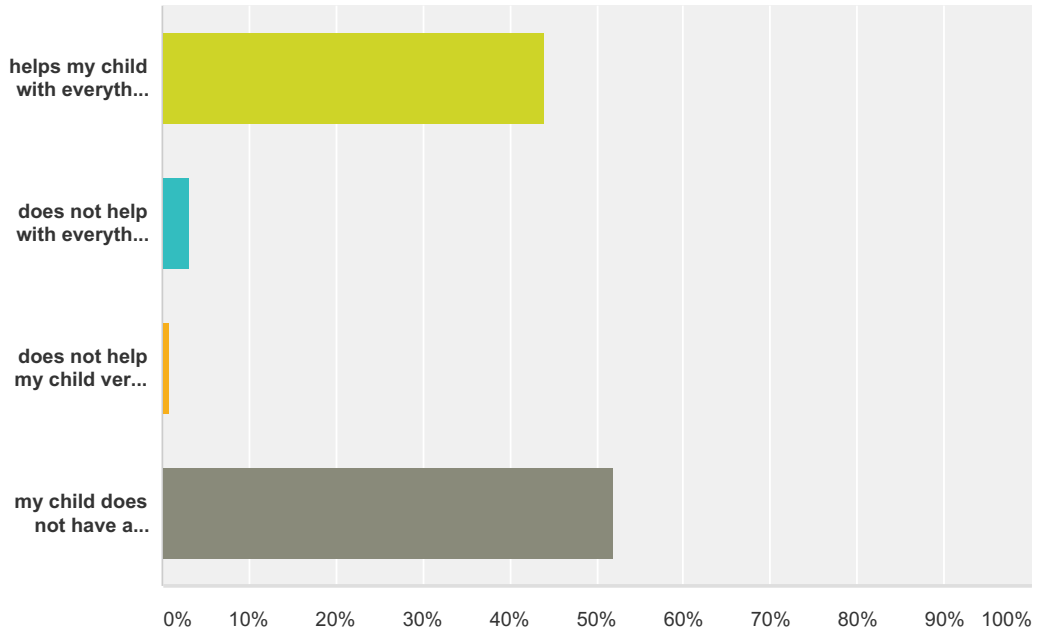
Answered: 137 Skipped: 4



Answer Choices	Responses
helps my child with everything he or she needs.	95.62% 131
does not help with everything I would like.	2.92% 4
does not help my child very much at all.	1.46% 2
<b>Total</b>	<b>137</b>

### Q4 My child's paraprofessional:

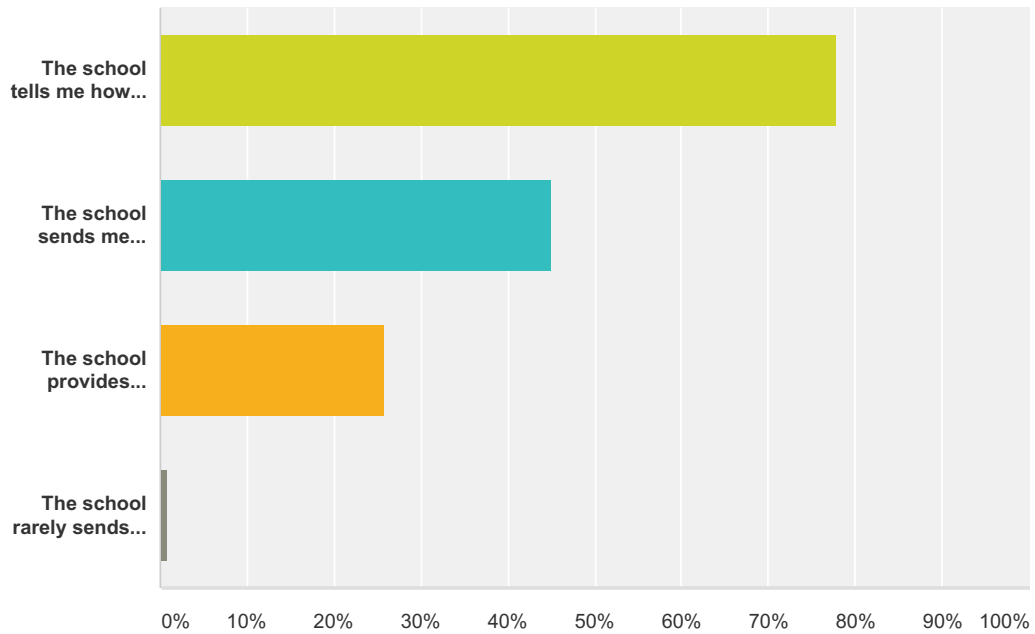
Answered: 125 Skipped: 16



Answer Choices	Responses
helps my child with everything he or she needs.	44.00% 55
does not help with everything I would like.	3.20% 4
does not help my child very much at all.	0.80% 1
my child does not have a paraprofessional in any of his/her classes.	52.00% 65
<b>Total</b>	<b>125</b>

### Q5 How well does the school communicate to you on your child's progress? (Please select all that apply.)

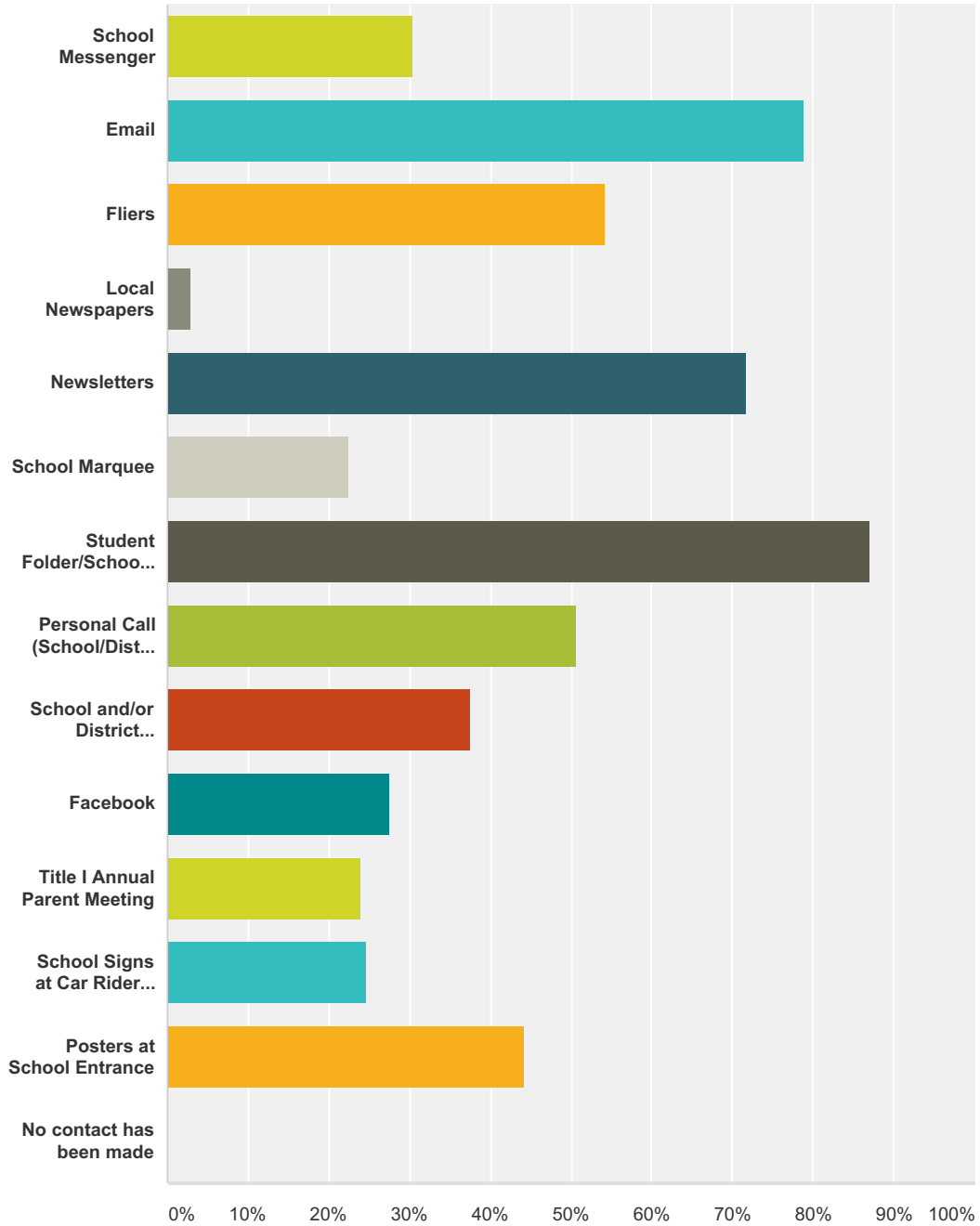
Answered: 135 Skipped: 6



Answer Choices	Responses
The school tells me how my child is doing often and in many ways.	77.78% 105
The school sends me progress reports and report cards.	45.19% 61
The school provides internet access to my child's grades.	25.93% 35
The school rarely sends me anything.	0.74% 1
<b>Total Respondents: 135</b>	

**Q6 I have received information from my school in the following ways: (Please select all that apply.)**

Answered: 138 Skipped: 3



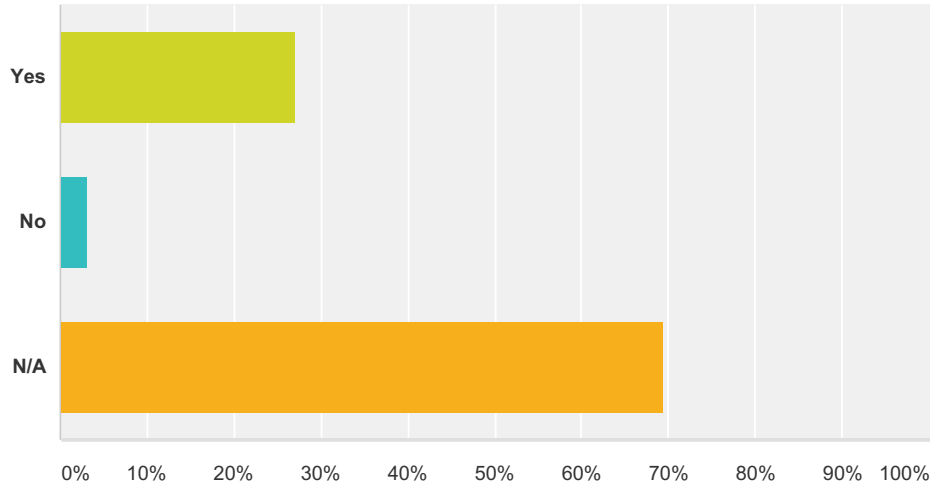
Answer Choices	Responses
School Messenger	30.43% 42
Email	78.99% 109
Fliers	54.35% 75



Local Newspapers	2.90%	4
Newsletters	71.74%	99
School Marquee	22.46%	31
Student Folder/School Agenda	86.96%	120
Personal Call (School/District Staff)	50.72%	70
School and/or District Website	37.68%	52
Facebook	27.54%	38
Title I Annual Parent Meeting	23.91%	33
School Signs at Car Rider Line	24.64%	34
Posters at School Entrance	44.20%	61
No contact has been made	0.00%	0
<b>Total Respondents: 138</b>		

**Q7 I have received written information from my child's school in my home language (if other than English).**

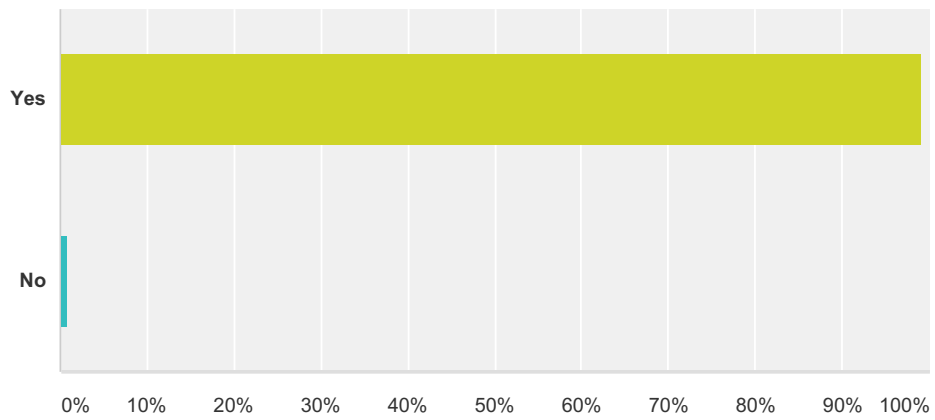
Answered: 125 Skipped: 16



Answer Choices	Responses	Count
Yes	27.20%	34
No	3.20%	4
N/A	69.60%	87
<b>Total</b>		<b>125</b>

### Q8 Do you understand your child's report cards and test scores?

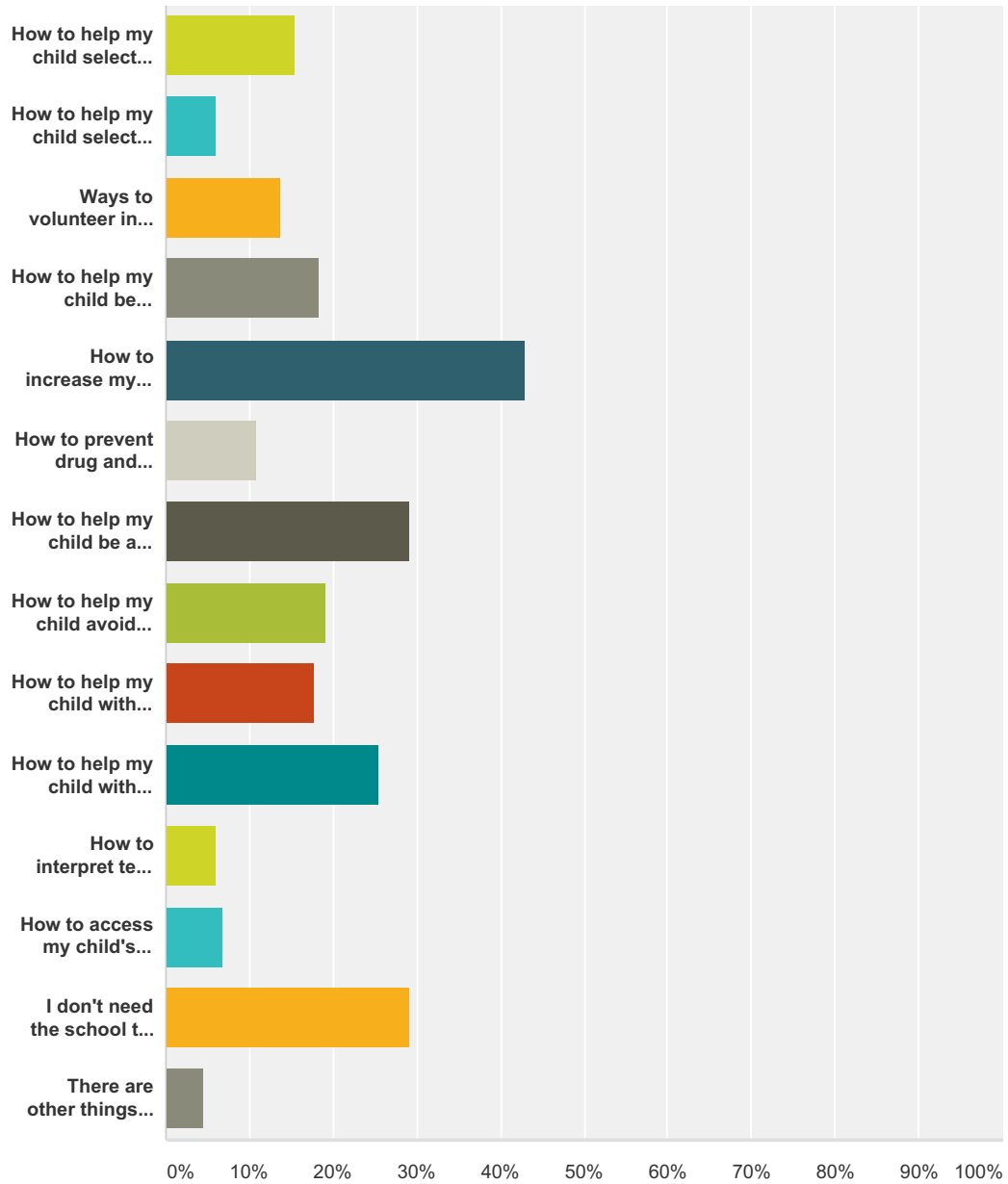
Answered: 135 Skipped: 6



Answer Choices	Responses
Yes	99.26% 134
No	0.74% 1
<b>Total</b>	<b>135</b>

**Q9 Your child can do his or her best when you and the school work together. Which of the following classes would you like the school to offer to parents? (Please select all that apply.)**

Answered: 130 Skipped: 11



Answer Choices	Responses
How to help my child select a career	15.38% 20
How to help my child select a post-secondary school	6.15% 8
Ways to volunteer in my child's school	13.85% 18

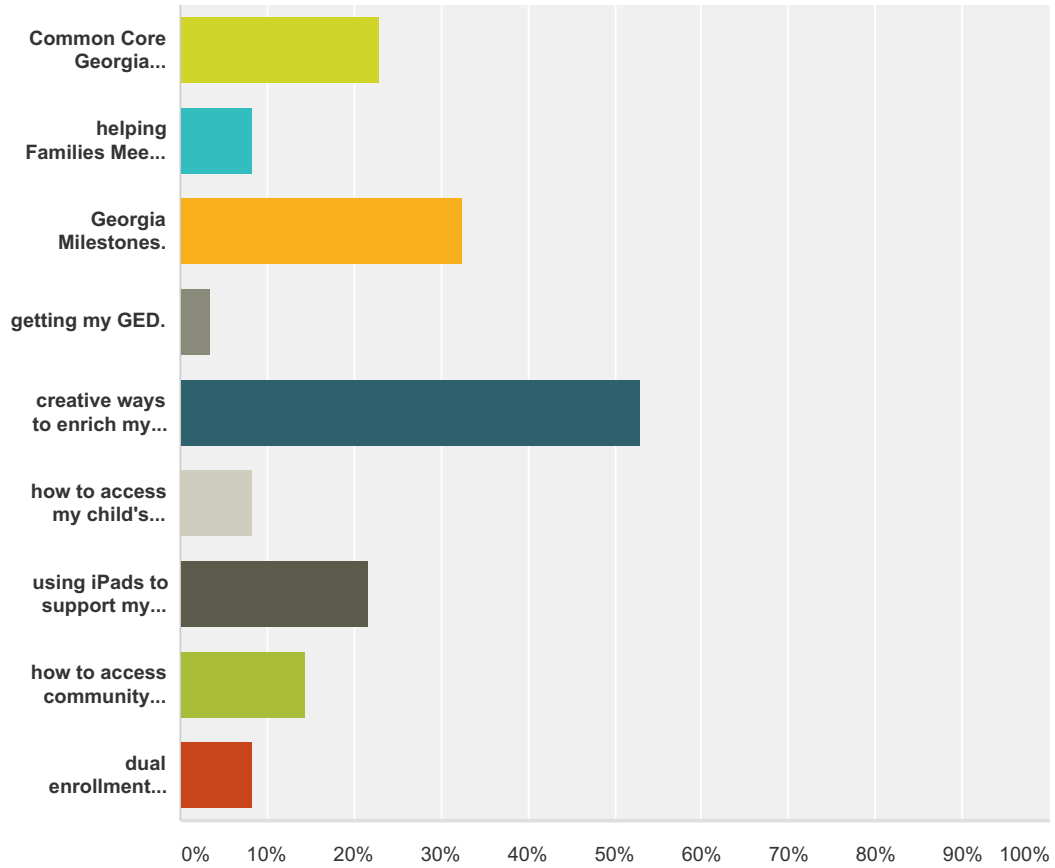
How to help my child be prepared for school	18.46%	24
How to increase my child's reading level and understanding of complex text	43.08%	56
How to prevent drug and alcohol abuse	10.77%	14
How to help my child be a better math student	29.23%	38
How to help my child avoid fighting or being bullied	19.23%	25
How to help my child with using the computer, the iPad and social media (eg. facebook, emails and the internet)	17.69%	23
How to help my child with homework	25.38%	33
How to interpret test results	6.15%	8
How to access my child's grades and attendance	6.92%	9
I don't need the school to provide any classes for me at this time	29.23%	38
There are other things in which the school could help. Please tell us what other classes you would like to see offered to parents.	4.62%	6
<b>Total Respondents: 130</b>		

**Q10 What else do you think the school should do to provide you with information on your child's progress?**

Answered: 35 Skipped: 106

### Q11 As a parent, I would be interested in training or assistance with: (Please select all that apply.)

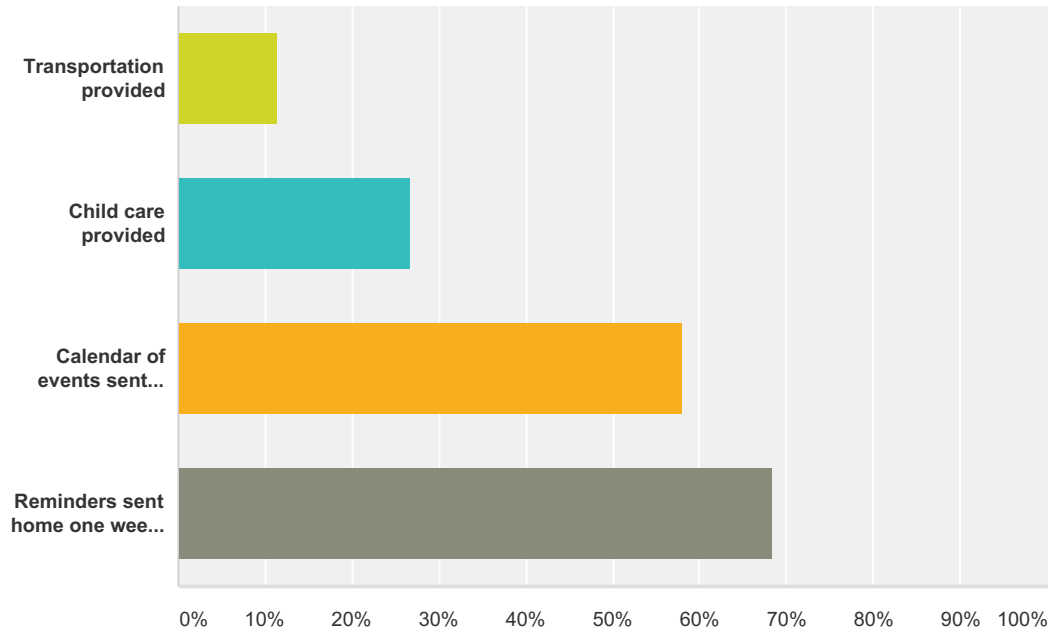
Answered: 83 Skipped: 58



Answer Choices	Responses
Common Core Georgia Performance Standards/Curriculum.	22.89% 19
helping Families Meet the Challenge of Graduation in Today's High Schools.	8.43% 7
Georgia Milestones.	32.53% 27
getting my GED.	3.61% 3
creative ways to enrich my child's learning outside the classroom.	53.01% 44
how to access my child's grades on Infinite Campus/Parent Portal.	8.43% 7
using iPads to support my child's learning.	21.69% 18
how to access community resources.	14.46% 12
dual enrollment program.	8.43% 7
<b>Total Respondents: 83</b>	

**Q12 What would be helpful in allowing you to attend school events and Title program sponsored activities? (Please select all that apply.)**

Answered: 105 Skipped: 36

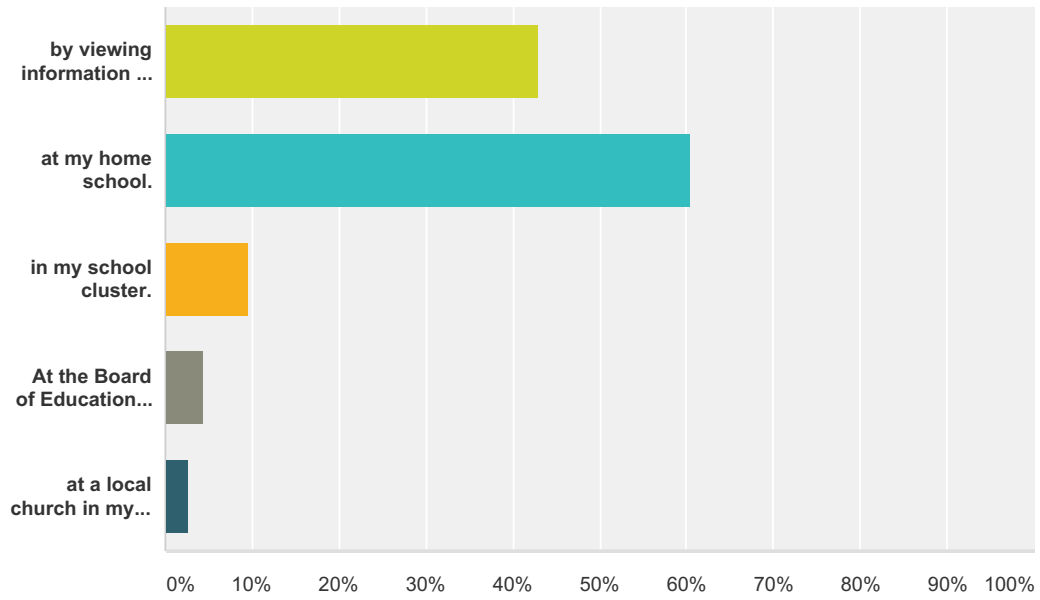


Answer Choices	Responses
Transportation provided	11.43% 12
Child care provided	26.67% 28
Calendar of events sent home regularly	58.10% 61
Reminders sent home one week before the event	68.57% 72
<b>Total Respondents: 105</b>	



### Q13 I prefer to attend parent trainings: (Please select all that apply.)

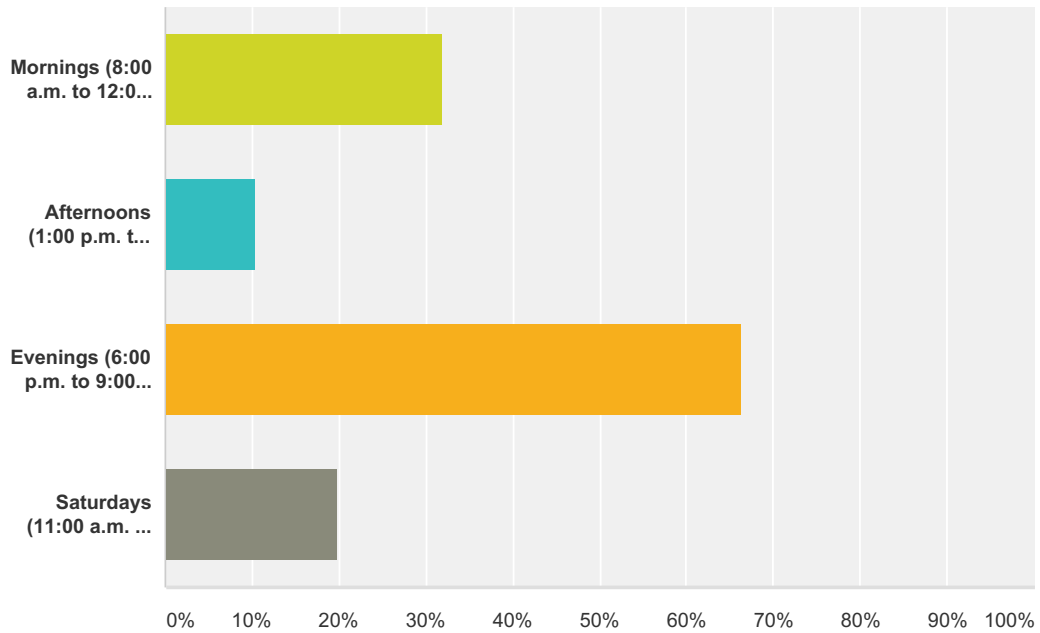
Answered: 114 Skipped: 27



Answer Choices	Responses
by viewing information on the district website.	42.98% 49
at my home school.	60.53% 69
in my school cluster.	9.65% 11
At the Board of Education training rooms.	4.39% 5
at a local church in my community.	2.63% 3
<b>Total Respondents: 114</b>	

**Q14 I prefer to attend parent trainings at these times: (Please select all that apply.)**

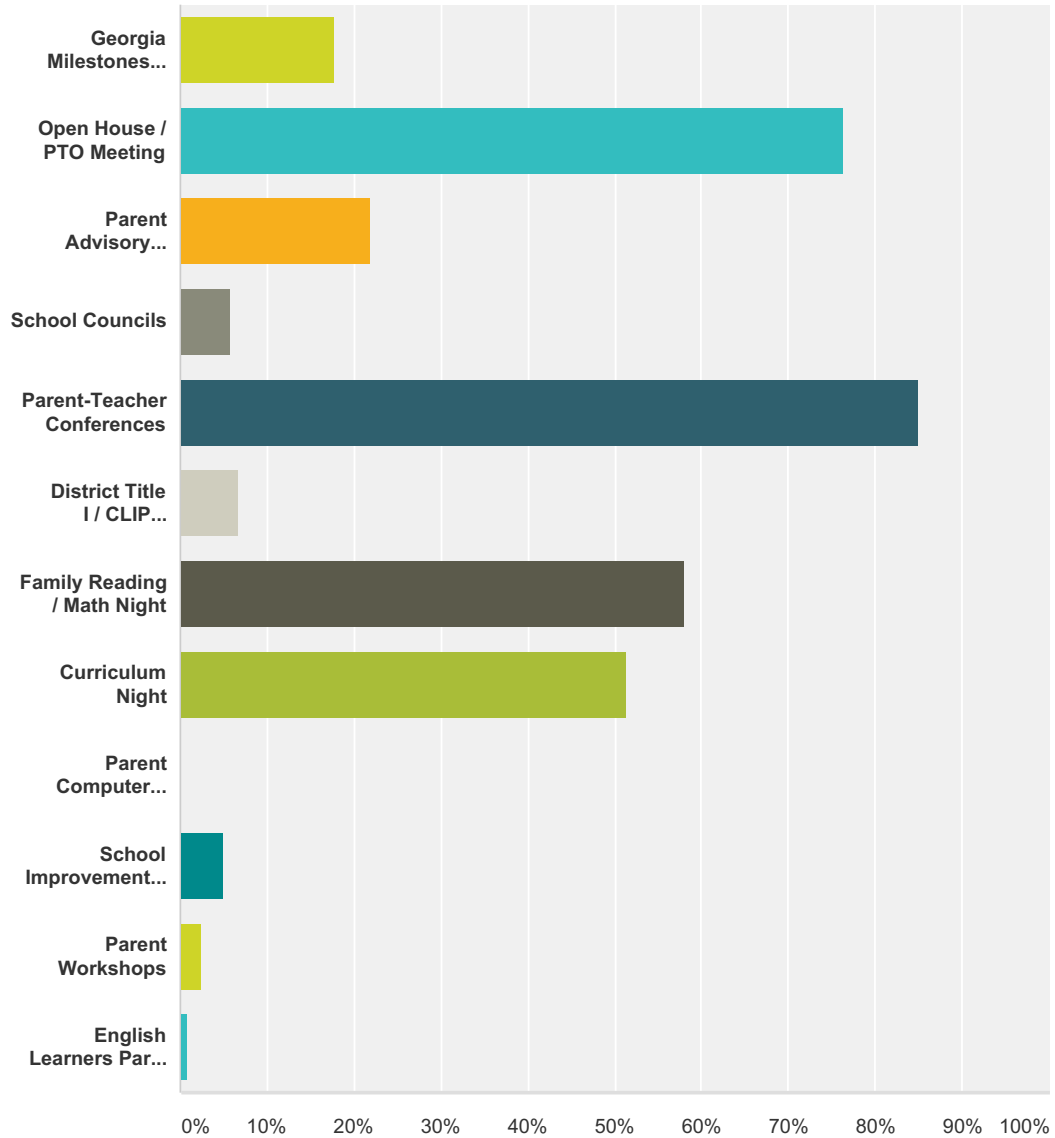
Answered: 116 Skipped: 25



Answer Choices	Responses
Mornings (8:00 a.m. to 12:00 p.m.)	31.90% 37
Afternoons (1:00 p.m. to 4:00 p.m.)	10.34% 12
Evenings (6:00 p.m. to 9:00 p.m.)	66.38% 77
Saturdays (11:00 a.m. to 2:00 p.m.)	19.83% 23
<b>Total Respondents: 116</b>	

### Q15 Did you participate in any of the following activities this year? (Please select all that apply.)

Answered: 119 Skipped: 22

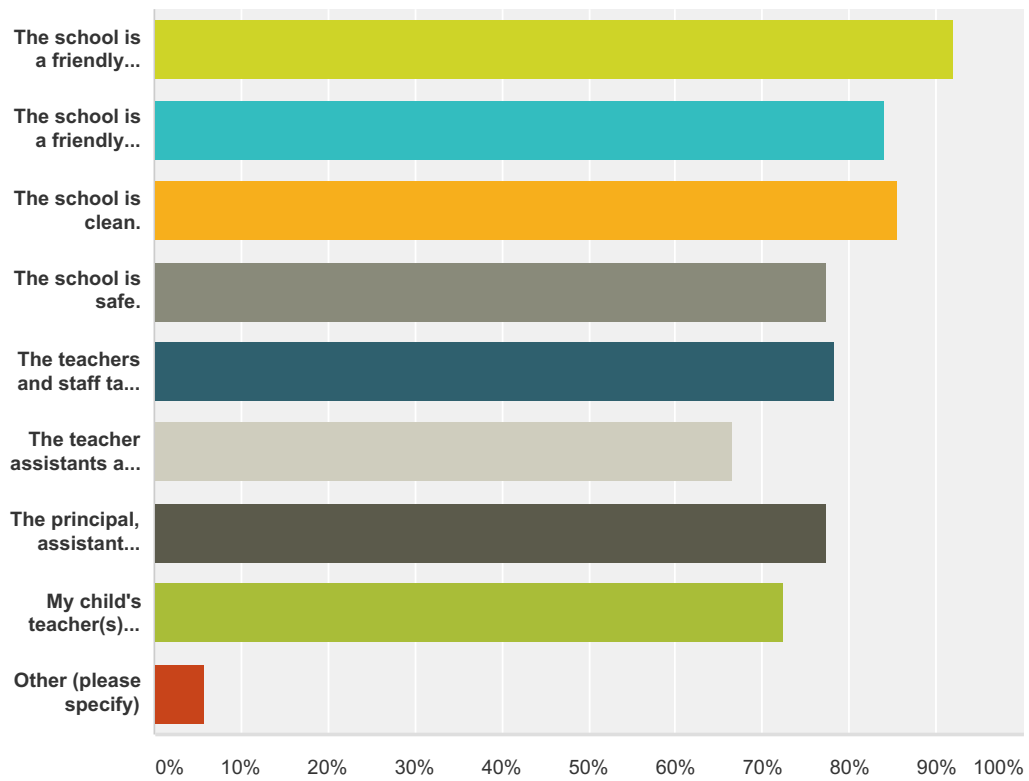


Answer Choices	Responses
Georgia Milestones Night	17.65% 21
Open House / PTO Meeting	76.47% 91
Parent Advisory Meeting	21.85% 26
School Councils	5.88% 7
Parent-Teacher Conferences	84.87% 101
District Title I / CLIP Planning Session	6.72% 8

Family Reading / Math Night	57.98%	69
Curriculum Night	51.26%	61
Parent Computer Classes	0.00%	0
School Improvement Planning Committee	5.04%	6
Parent Workshops	2.52%	3
English Learners Parent Orientation	0.84%	1
<b>Total Respondents: 119</b>		

### Q16 Which of the following best describes your child's school? (Select all that apply.)

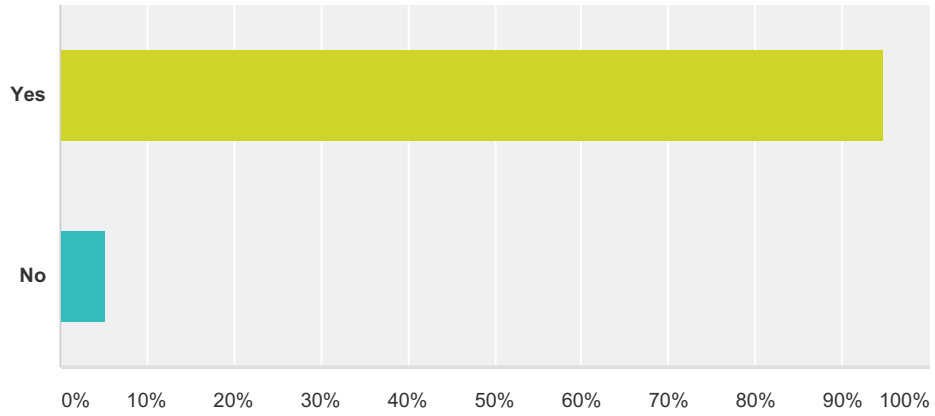
Answered: 138 Skipped: 3



Answer Choices	Responses
The school is a friendly place for my child.	92.03% 127
The school is a friendly place for me to visit.	84.06% 116
The school is clean.	85.51% 118
The school is safe.	77.54% 107
The teachers and staff take very good care of my child.	78.26% 108
The teacher assistants are very helpful.	66.67% 92
The principal, assistant principal and other administrators are very helpful.	77.54% 107
My child's teacher(s) teaches him/her everything he/she should know.	72.46% 100
Other (please specify)	5.80% 8
<b>Total Respondents: 138</b>	

### Q17 Do you think that all children in your child's school have the same chance for a good education?

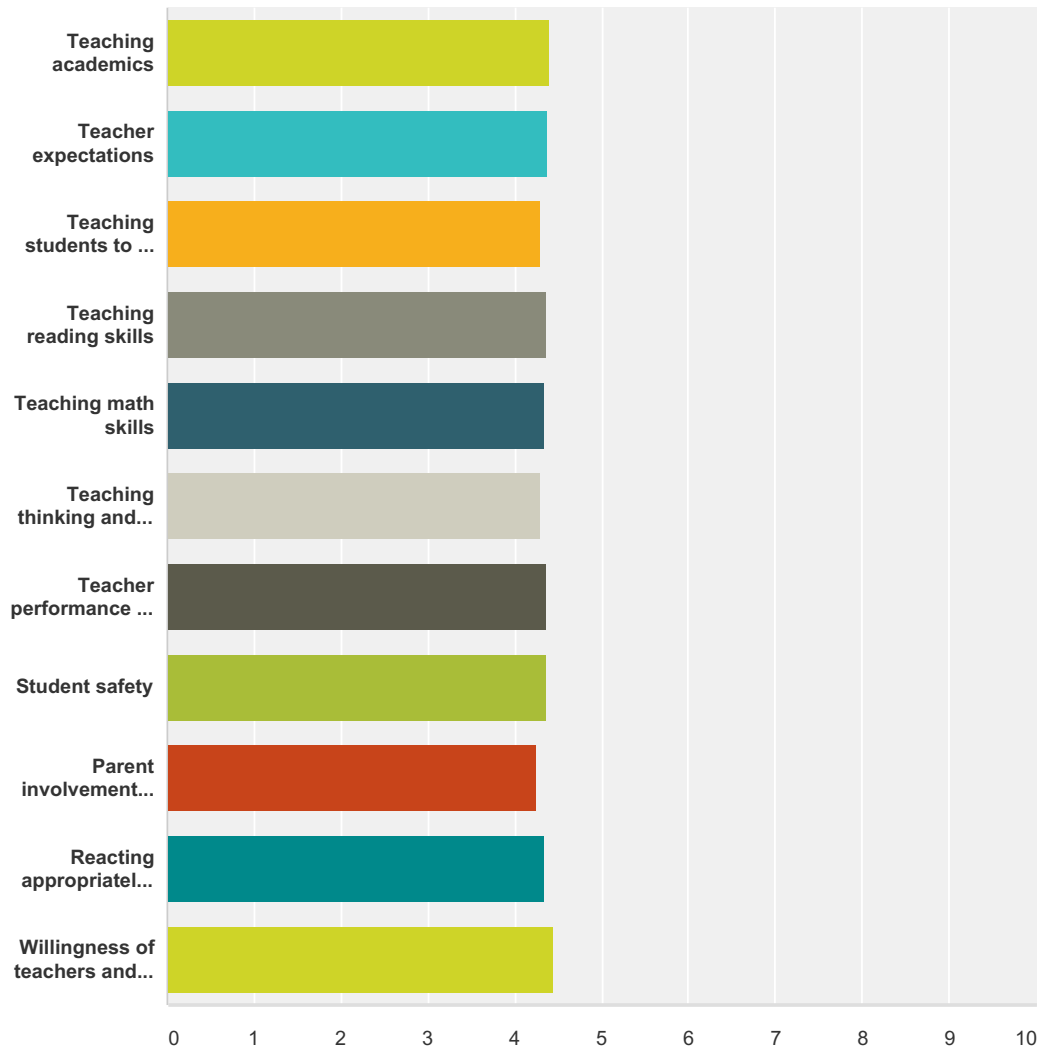
Answered: 136 Skipped: 5



Answer Choices	Responses
Yes	94.85% 129
No	5.15% 7
<b>Total</b>	<b>136</b>

### Q18 Please choose the word that best describes your school in the following areas:

Answered: 138 Skipped: 3



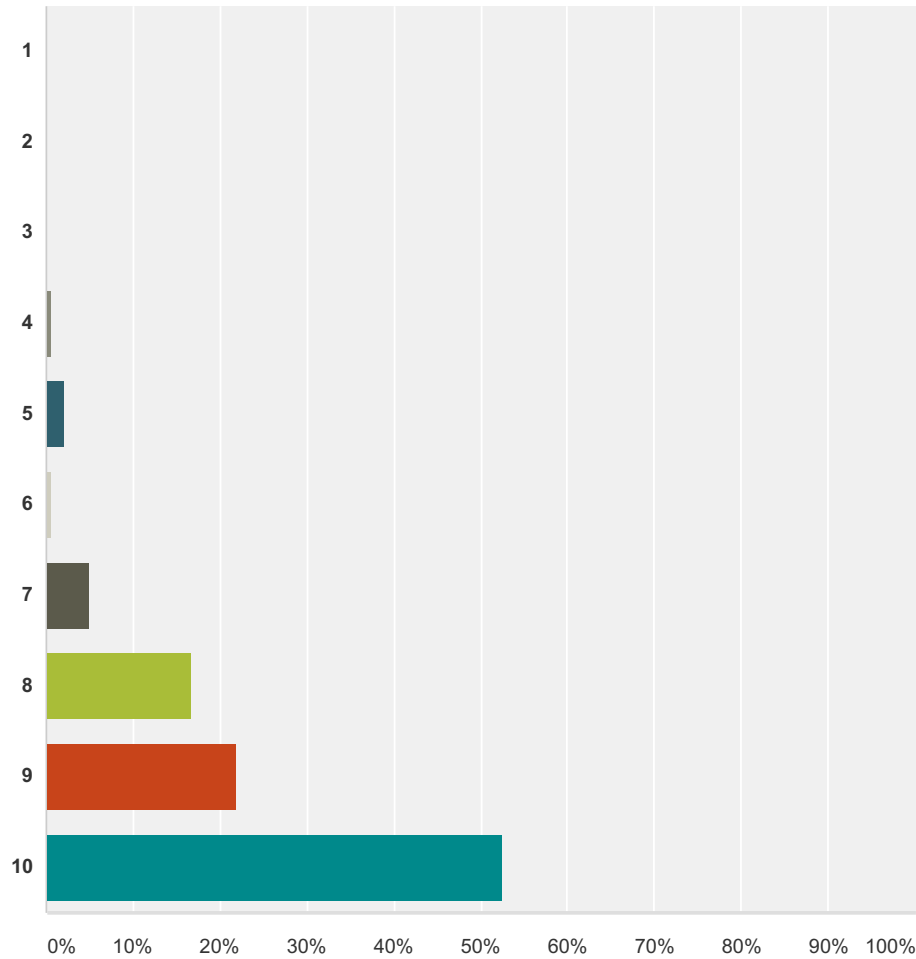
	Poor	Fair	Good	Very Good	Excellent	Total	Weighted Average
Teaching academics	1.45% 2	1.45% 2	14.49% 20	21.01% 29	61.59% 85	138	4.40
Teacher expectations	0.72% 1	1.45% 2	15.22% 21	23.91% 33	58.70% 81	138	4.38
Teaching students to be responsible citizens	0.72% 1	1.45% 2	18.84% 26	23.91% 33	55.07% 76	138	4.31
Teaching reading skills	1.45% 2	2.17% 3	15.22% 21	20.29% 28	60.87% 84	138	4.37
Teaching math skills	1.45% 2	4.35% 6	12.32% 17	22.46% 31	59.42% 82	138	4.34

Teaching thinking and problem solving skills	<b>1.45%</b> 2	<b>2.17%</b> 3	<b>15.94%</b> 22	<b>24.64%</b> 34	<b>55.80%</b> 77	138	4.31
Teacher performance in the school is satisfactory	<b>2.19%</b> 3	<b>2.19%</b> 3	<b>12.41%</b> 17	<b>24.09%</b> 33	<b>59.12%</b> 81	137	4.36
Student safety	<b>0.72%</b> 1	<b>3.62%</b> 5	<b>14.49%</b> 20	<b>21.74%</b> 30	<b>59.42%</b> 82	138	4.36
Parent involvement activities	<b>2.17%</b> 3	<b>2.90%</b> 4	<b>15.22%</b> 21	<b>26.09%</b> 36	<b>53.62%</b> 74	138	4.26
Reacting appropriately to parent questions and concerns	<b>2.17%</b> 3	<b>2.90%</b> 4	<b>15.22%</b> 21	<b>18.12%</b> 25	<b>61.59%</b> 85	138	4.34
Willingness of teachers and/or principal to meet when requested	<b>0.75%</b> 1	<b>2.99%</b> 4	<b>11.19%</b> 15	<b>20.90%</b> 28	<b>64.18%</b> 86	134	4.45



**Q19 On a scale of 1 to 10 (1 ranking as the lowest score and 10 ranking as the highest score), how would you rate the OVERALL performance of your school?**

Answered: 137 Skipped: 4



Answer Choices	Responses
1	0.00% 0
2	0.00% 0
3	0.00% 0
4	0.73% 1
5	2.19% 3
6	0.73% 1
7	5.11% 7
8	16.79% 23

9	21.90%	30
10	52.55%	72
<b>Total</b>		<b>137</b>

### Q20 Optional: Please share your contact information.

Answered: 47 Skipped: 94

Answer Choices	Responses	
Name:	100.00%	47
Phone Number:	63.83%	30
Email Address	70.21%	33