


Q1 My child attends the following school: (Please complete a survey for each child)

Answered: 100 Skipped: 0

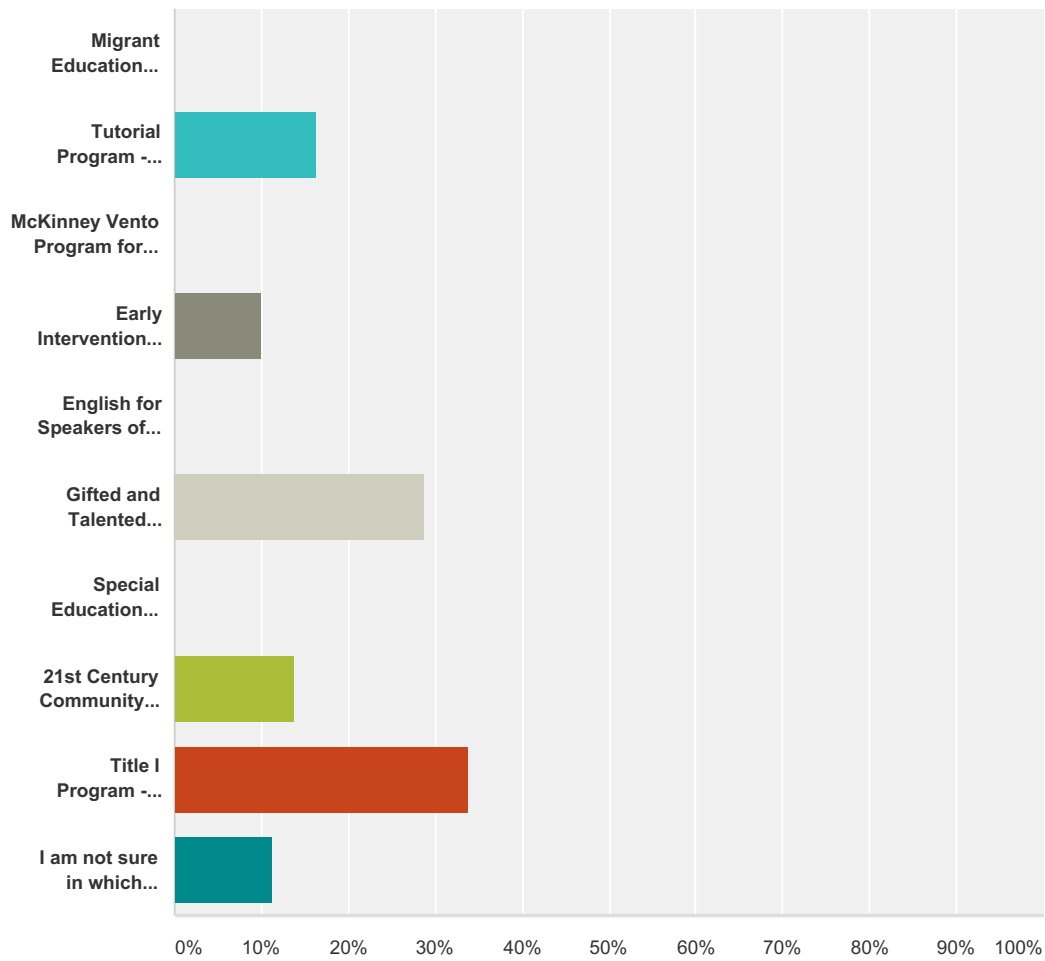


Answer Choices	Responses
----------------	-----------

Atha Road Elementary	100.00%	100
Bay Creek Elementary	0.00%	0
Harmony Elementary	0.00%	0
Loganville Elementary	0.00%	0
Monroe Elementary	0.00%	0
Sharon Elementary	0.00%	0
Walker Park Elementary	0.00%	0
Walnut Grove Elementary	0.00%	0
Youth Elementary	0.00%	0
Carver Middle School	0.00%	0
Loganville Middle School	0.00%	0
Youth Middle School	0.00%	0
Loganville High School	0.00%	0
Monroe Area High School	0.00%	0
Walnut Grove High School	0.00%	0
Community/Partner in Education/School Council Representative	0.00%	0
Total		100

Q2 Which of the following programs serves your child? (Check all that apply):

Answered: 80 Skipped: 20

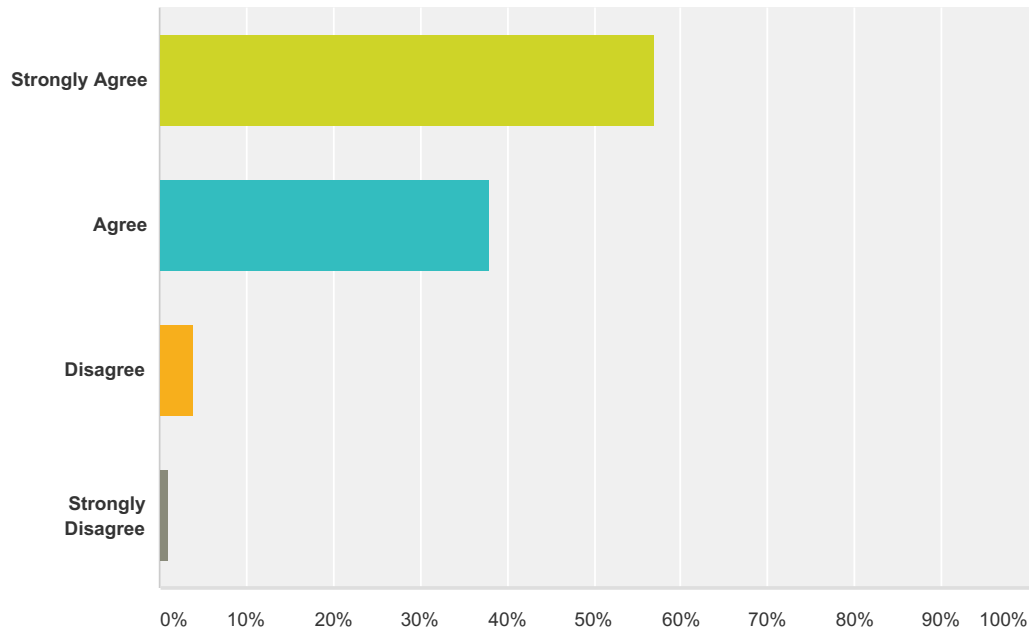


Answer Choices	Responses
Migrant Education Program	0.00% 0
Tutorial Program - (after school, during school or Saturday school)	16.25% 13
McKinney Vento Program for Homeless Children and Youth	0.00% 0
Early Intervention Program (EIP) - Elem. Schools	10.00% 8
English for Speakers of Other Languages (ESOL) Program	0.00% 0
Gifted and Talented Program	28.75% 23
Special Education Program	0.00% 0
21st Century Community Learning Centers (CCLC) / LEAP	13.75% 11
Title I Program - Services provided by a Title I Schools	33.75% 27
I am not sure in which programs my child participates.	11.25% 9

Total Respondents: 80

Q3 My child's teacher(s) adequately address my child's specific individualized learning needs.

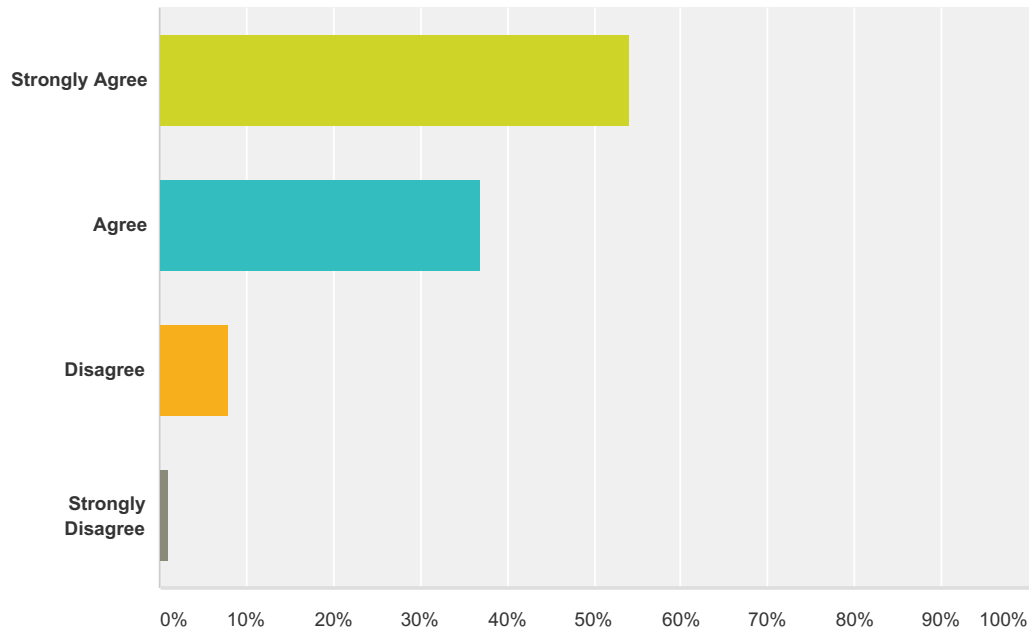
Answered: 100 Skipped: 0



Answer Choices	Responses
Strongly Agree	57.00% 57
Agree	38.00% 38
Disagree	4.00% 4
Strongly Disagree	1.00% 1
Total	100

Q4 I am satisfied with the services and support provided by the school to help my child academically.

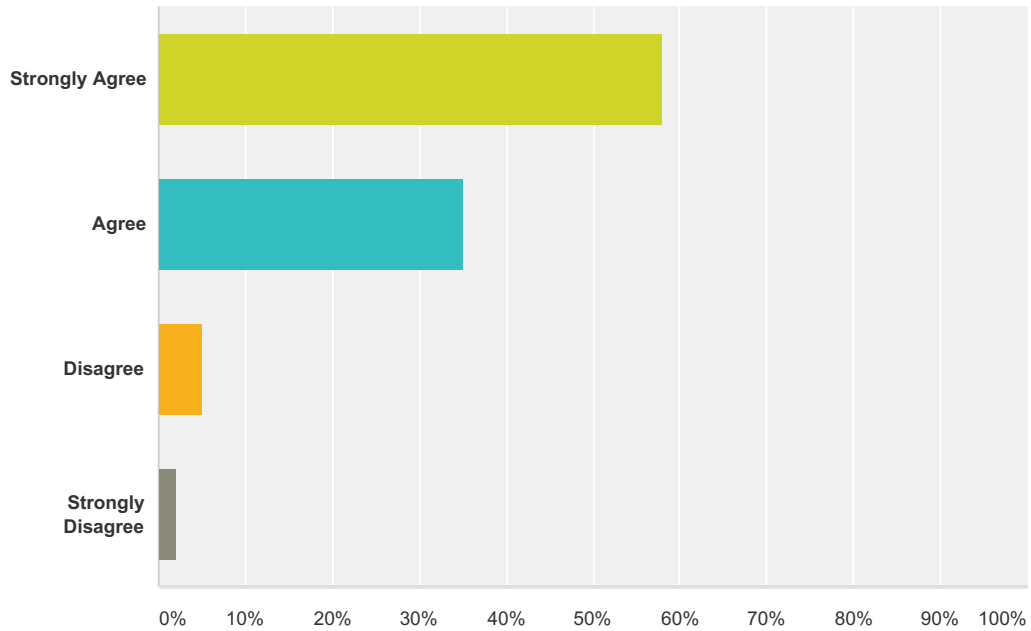
Answered: 100 Skipped: 0



Answer Choices	Responses	
Strongly Agree	54.00%	54
Agree	37.00%	37
Disagree	8.00%	8
Strongly Disagree	1.00%	1
Total		100

Q5 Teachers regularly inform me about my child's academic progress in English Language Arts, Math, Science, and Social Studies.

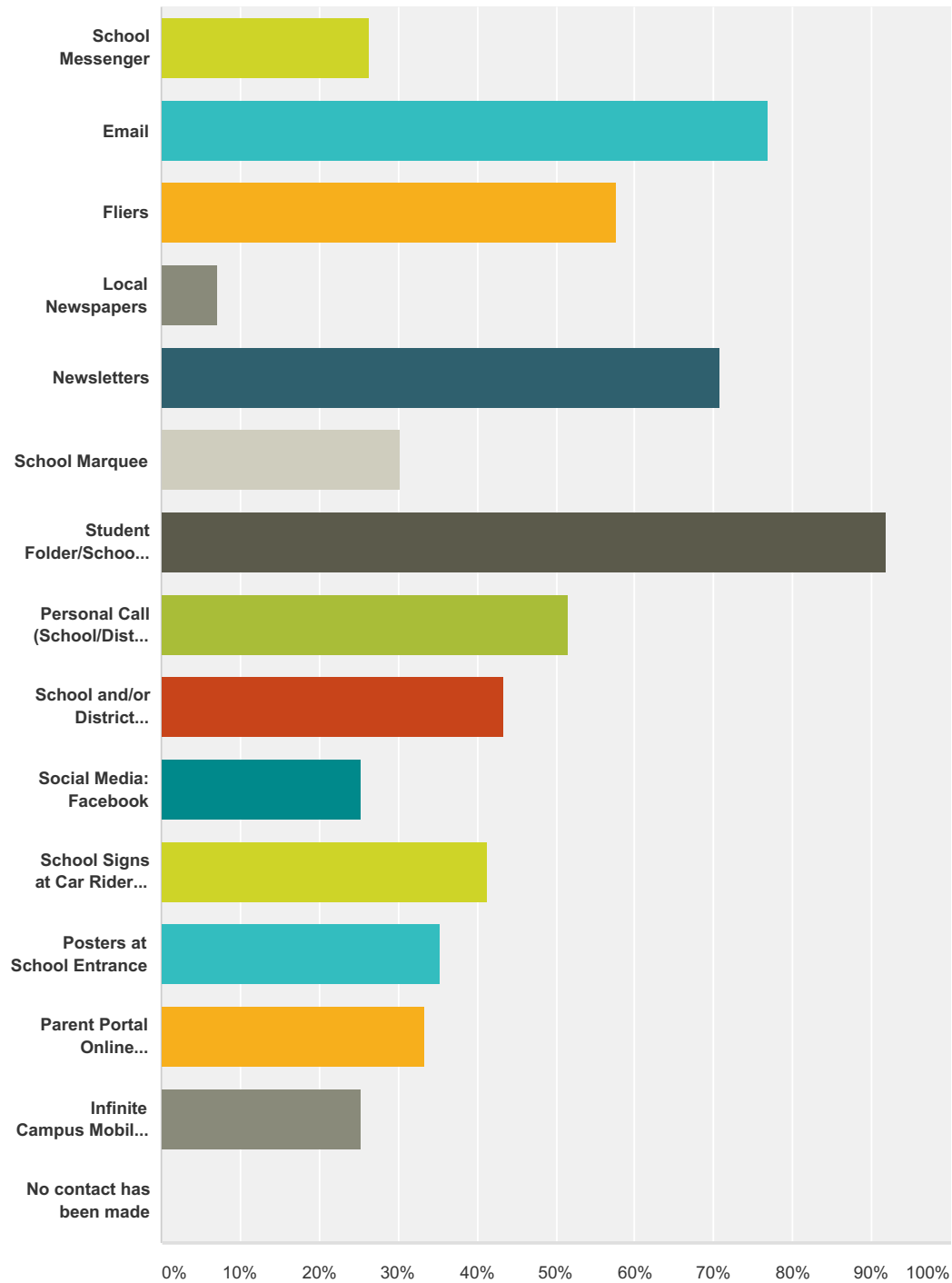
Answered: 100 Skipped: 0



Answer Choices	Responses	Count
Strongly Agree	58.00%	58
Agree	35.00%	35
Disagree	5.00%	5
Strongly Disagree	2.00%	2
Total		100

Q6 I have received information from my school in the following ways: (Check all that apply):

Answered: 99 Skipped: 1

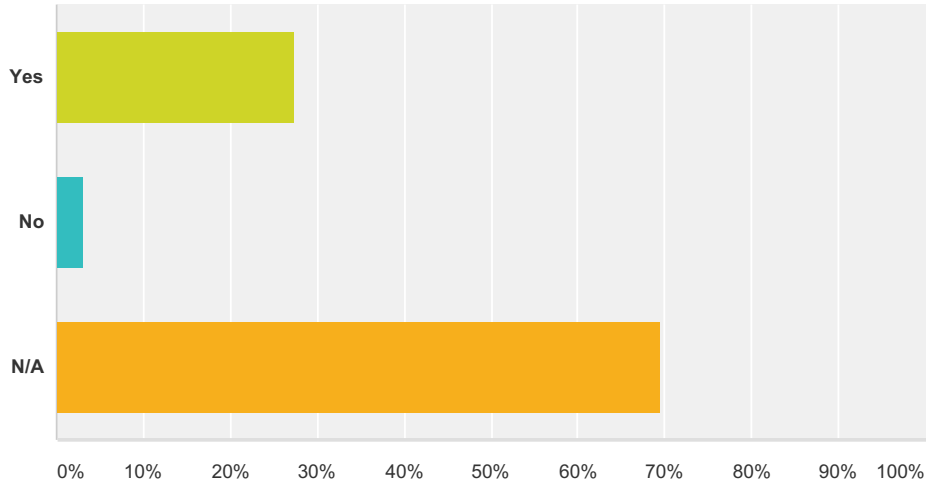


Answer Choices	Responses
School Messenger	26.26% 26

Email	76.77%	76
Fliers	57.58%	57
Local Newspapers	7.07%	7
Newsletters	70.71%	70
School Marquee	30.30%	30
Student Folder/School Agenda	91.92%	91
Personal Call (School/District Staff)	51.52%	51
School and/or District Website	43.43%	43
Social Media: Facebook	25.25%	25
School Signs at Car Rider Line	41.41%	41
Posters at School Entrance	35.35%	35
Parent Portal Online (Infinite Campus)	33.33%	33
Infinite Campus Mobile Portal App	25.25%	25
No contact has been made	0.00%	0
Total Respondents: 99		

Q7 I have received written information from my child's school in my home language (if other than English).

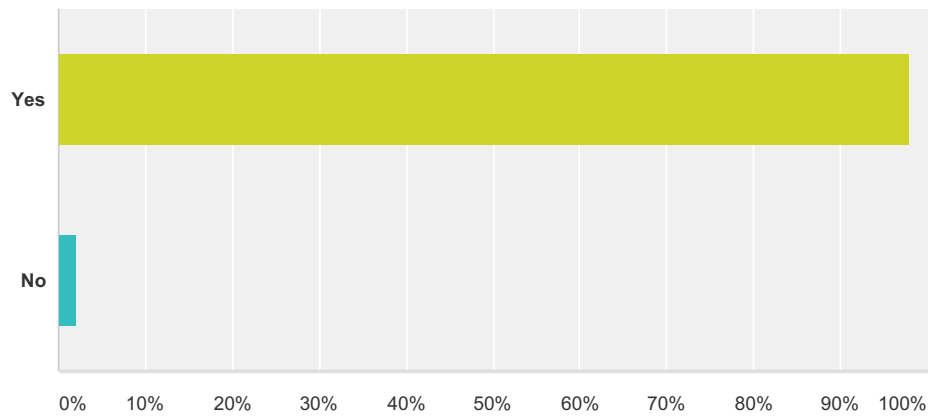
Answered: 95 Skipped: 5



Answer Choices	Responses
Yes	27.37% 26
No	3.16% 3
N/A	69.47% 66
Total	95

Q8 Do you understand your child's report cards and test scores?

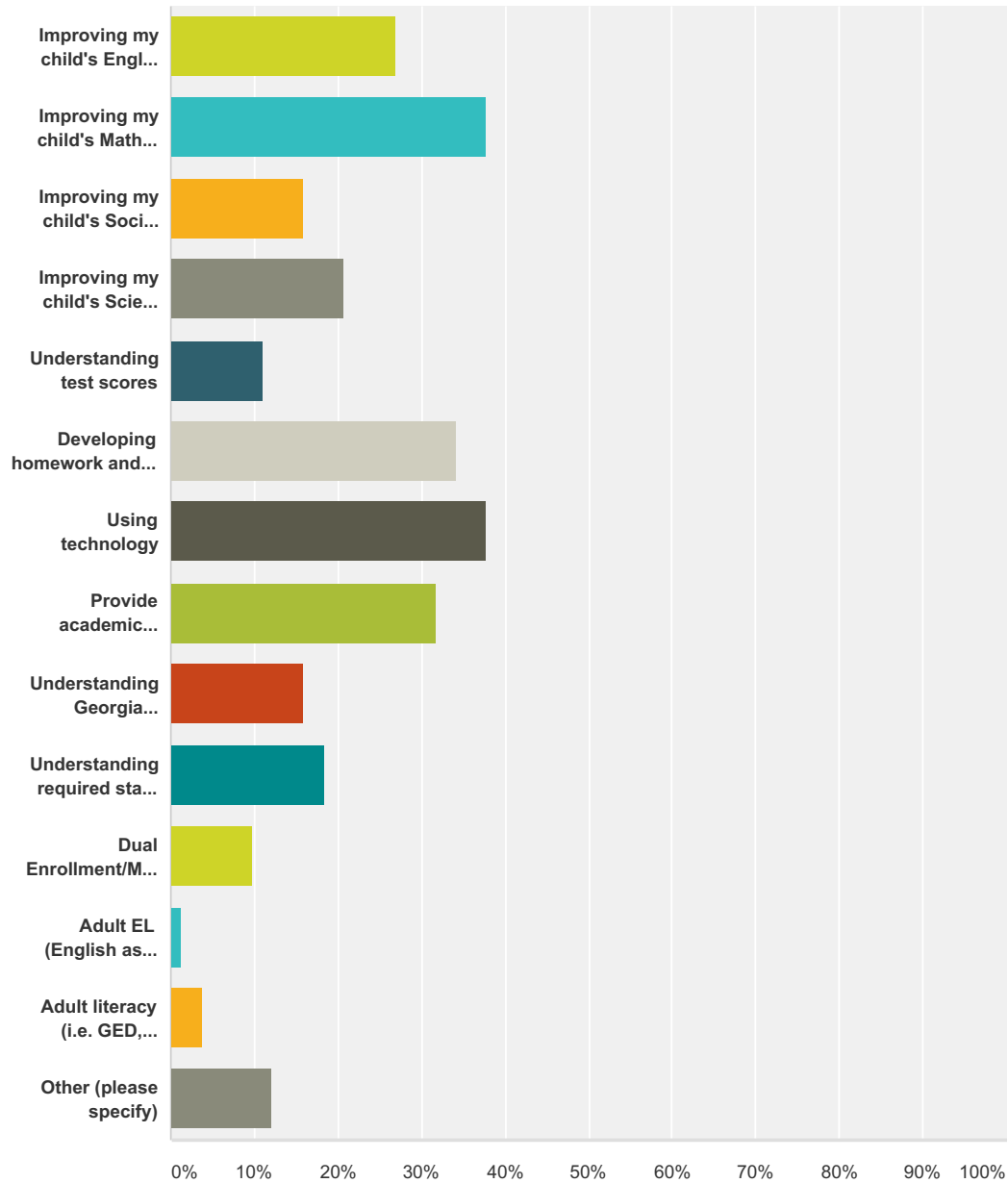
Answered: 96 Skipped: 4



Answer Choices	Responses
Yes	97.92% 94
No	2.08% 2
Total	96

Q9 I would like parent engagement funds (if available) to be used to provide the following trainings/programs at my child's school. (Check all that apply):

Answered: 82 Skipped: 18

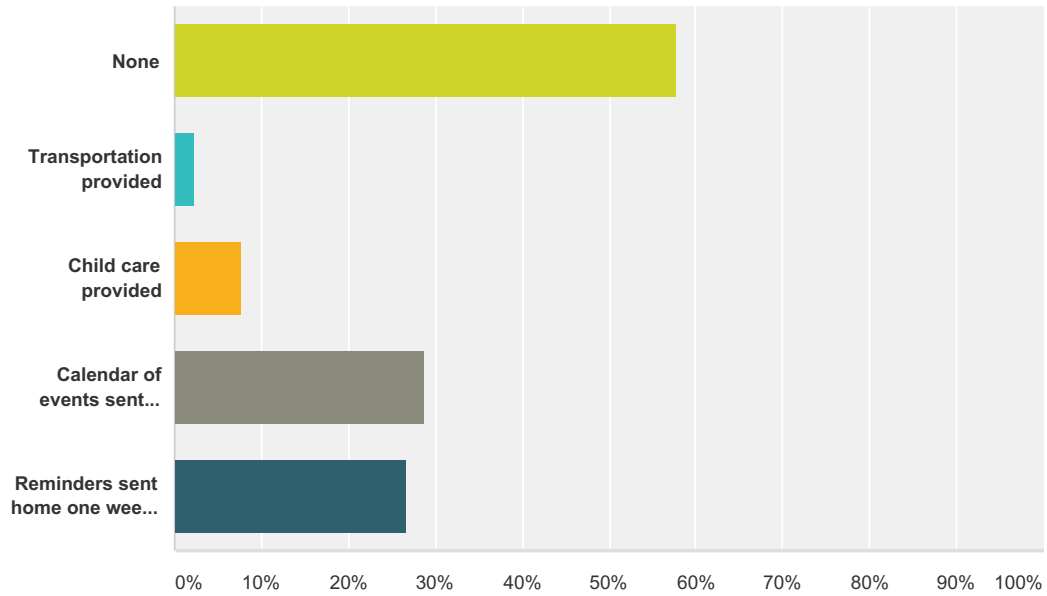


Answer Choices	Responses
Improving my child's English Language Arts skills	26.83% 22
Improving my child's Math skills	37.80% 31
Improving my child's Social Studies skills	15.85% 13
Improving my child's Science skills	20.73% 17

Understanding test scores	10.98%	9
Developing homework and study habits	34.15%	28
Using technology	37.80%	31
Provide academic materials for parents to use with their student in the home	31.71%	26
Understanding Georgia Standards of Excellence (English Language Arts, Math, Science and Social Studies)	15.85%	13
Understanding required state assessments (GA Milestones, End of Grade and End of Course assessments)	18.29%	15
Dual Enrollment/Move On When Ready	9.76%	8
Adult EL (English as Second Language)	1.22%	1
Adult literacy (i.e. GED, beginning reading, math, etc.)	3.66%	3
Other (please specify)	12.20%	10
Total Respondents: 82		

Q10 I will need the following assistance for me to participate in school events and Title I Program sponsored activities.(Check all that apply):

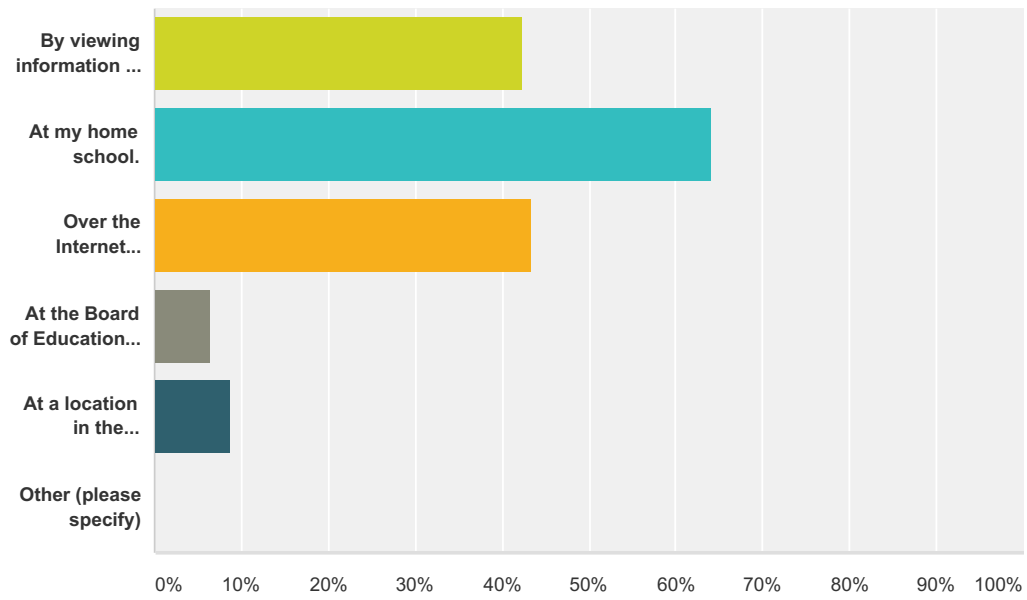
Answered: 90 Skipped: 10



Answer Choices	Responses
None	57.78% 52
Transportation provided	2.22% 2
Child care provided	7.78% 7
Calendar of events sent home regularly	28.89% 26
Reminders sent home one week before the event	26.67% 24
Total Respondents: 90	

Q11 I prefer to attend parent trainings: (Check all that apply):

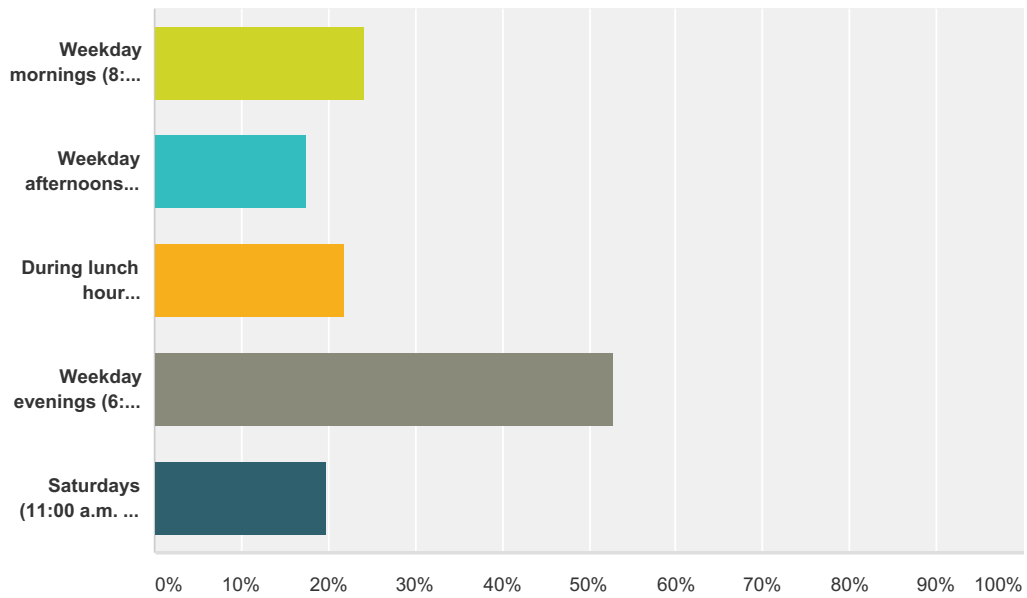
Answered: 92 Skipped: 8



Answer Choices	Responses
By viewing information on the district website.	42.39% 39
At my home school.	64.13% 59
Over the Internet (streaming/video)	43.48% 40
At the Board of Education training rooms.	6.52% 6
At a location in the community (church, community center, etc.)	8.70% 8
Other (please specify)	0.00% 0
Total Respondents: 92	

Q12 I prefer to attend parent trainings at these times: (Check all that apply):

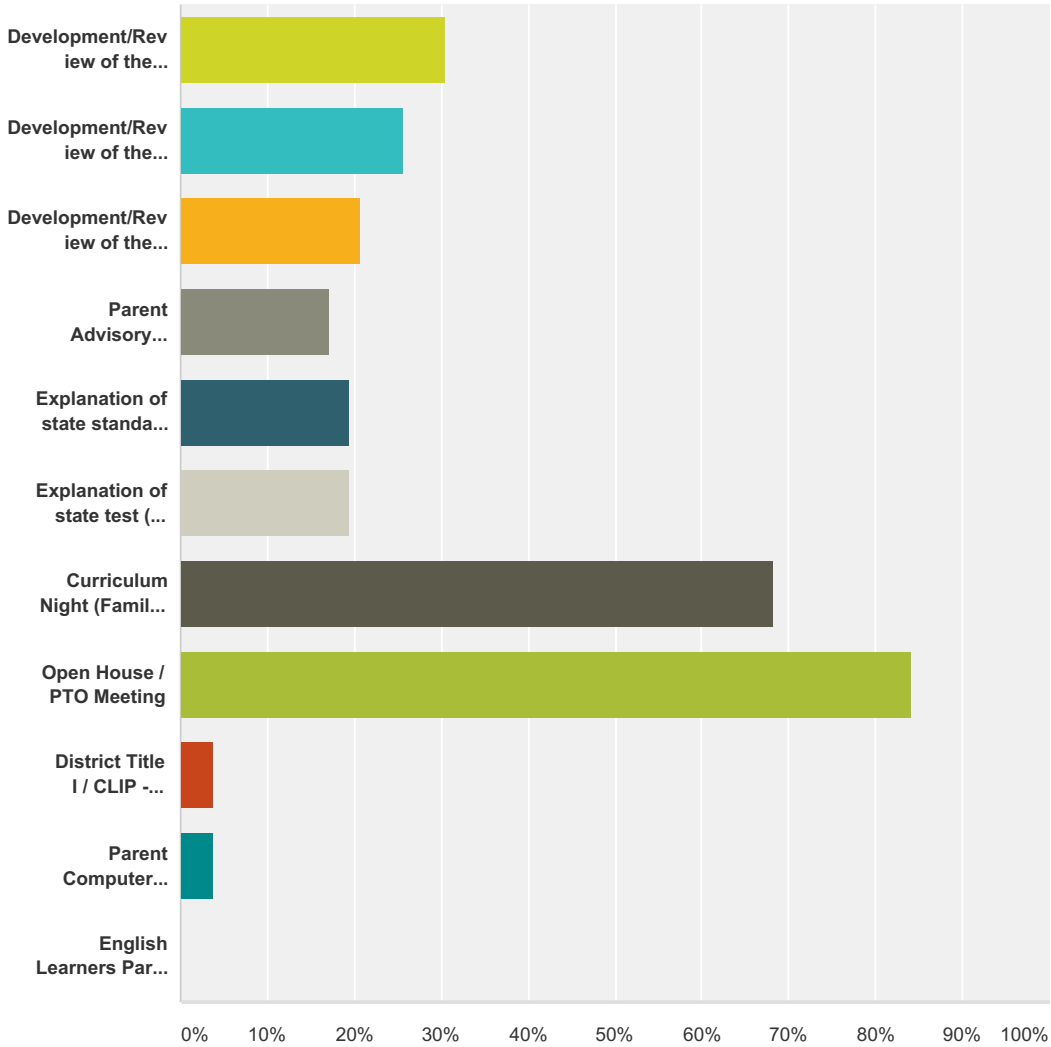
Answered: 91 Skipped: 9



Answer Choices	Responses
Weekday mornings (8:00 a.m. to 12:00 p.m.)	24.18% 22
Weekday afternoons (1:00 p.m. to 4:00 p.m.)	17.58% 16
During lunch hour (Lunch-N-Learn with your child)	21.98% 20
Weekday evenings (6:00 p.m. to 9:00 p.m.)	52.75% 48
Saturdays (11:00 a.m. to 2:00 p.m.)	19.78% 18
Total Respondents: 91	

Q13 I participated in and/or attended the following school activities this year. (Check all that apply):

Answered: 82 Skipped: 18

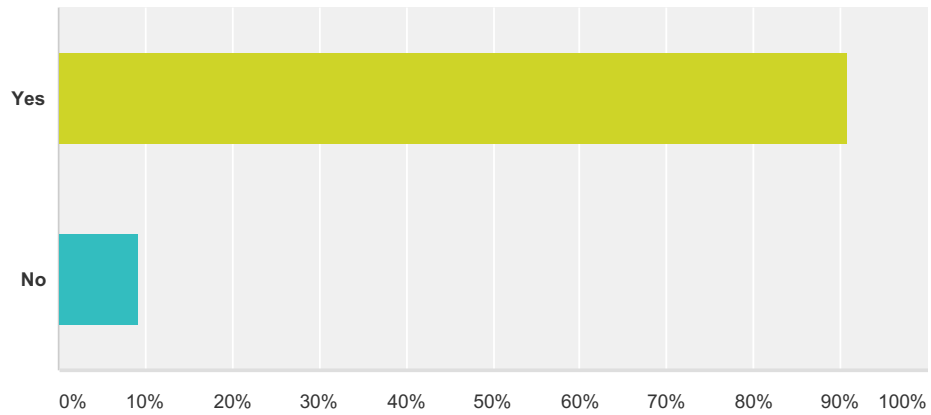


Answer Choices	Responses
Development/Review of the Parental Involvement Plan	30.49% 25
Development/Review of the School Parent Compact	25.61% 21
Development/Review of the Title I Program Plan/Evaluation and School Improvement Plan	20.73% 17
Parent Advisory Committees/Councils/School Governance Team	17.07% 14
Explanation of state standards and school curriculum (GA Standards of Excellence)	19.51% 16
Explanation of state test (GA Milestones, End of Grade, End of Course Test, ACCESS Test, GKIDS)	19.51% 16
Curriculum Night (Family Reading / Math Night, Science or Social Studies)	68.29% 56
Open House / PTO Meeting	84.15% 69

District Title I / CLIP - Comprehensive LEA (District) Implementation Planning Meeting (CLIP)	3.66%	3
Parent Computer Classes/Workshops	3.66%	3
English Learners Parent Orientation	0.00%	0
Total Respondents: 82		

Q14 Do you think that all children in your child's school have the same opportunity to learn and succeed?

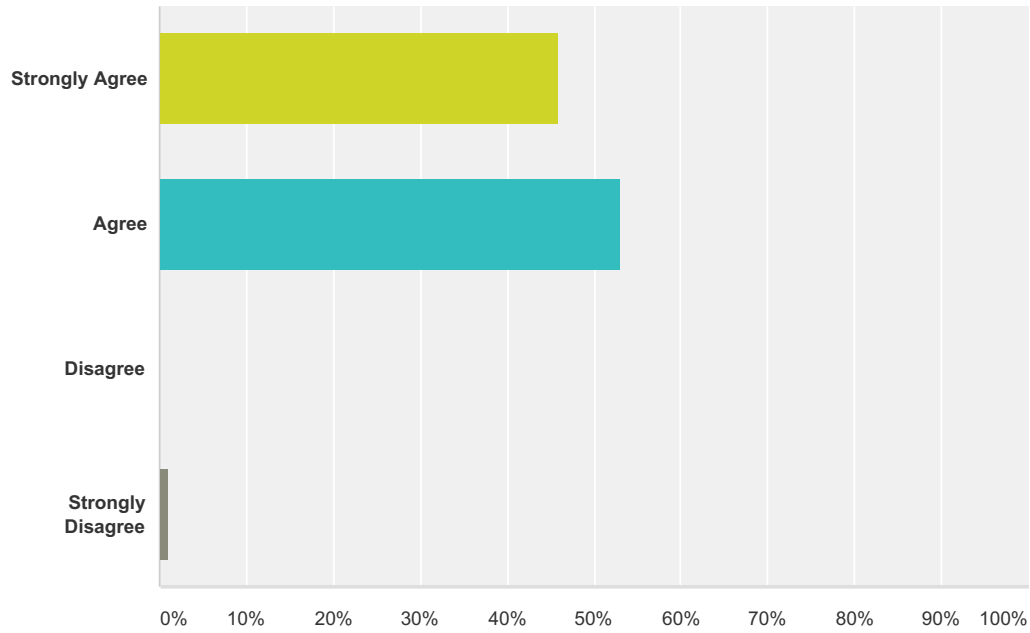
Answered: 97 Skipped: 3



Answer Choices	Responses
Yes	90.72% 88
No	9.28% 9
Total	97

Q15 Walton County School System provides every student equal access to experienced, highly qualified (certified in the area in which they are teaching) teachers.

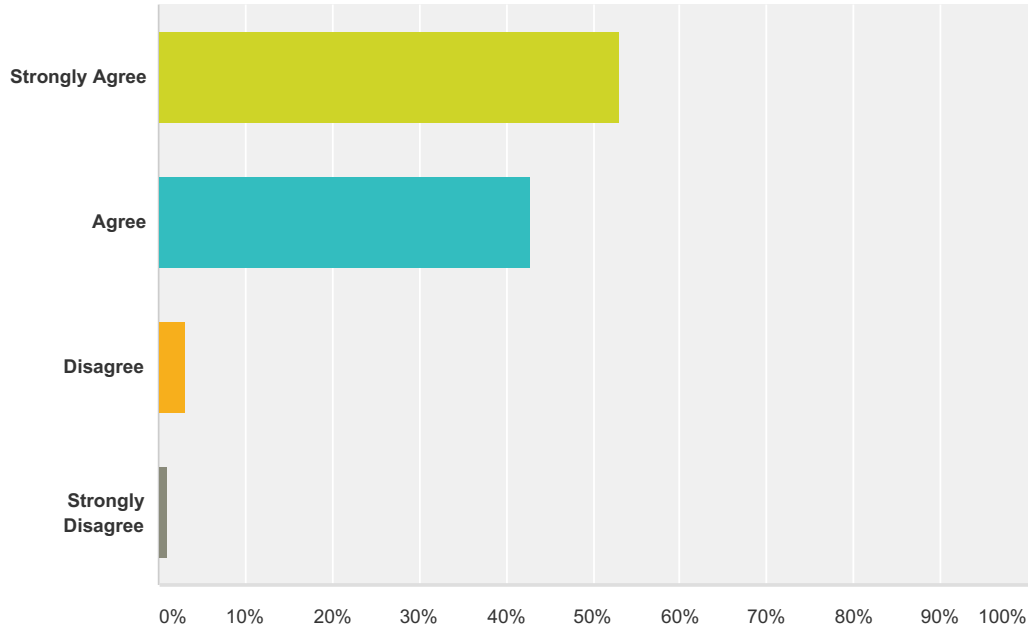
Answered: 98 Skipped: 2



Answer Choices	Responses	
Strongly Agree	45.92%	45
Agree	53.06%	52
Disagree	0.00%	0
Strongly Disagree	1.02%	1
Total		98

Q16 The staff at my child's school is responsive and helpful when we discuss my child's academic progress.

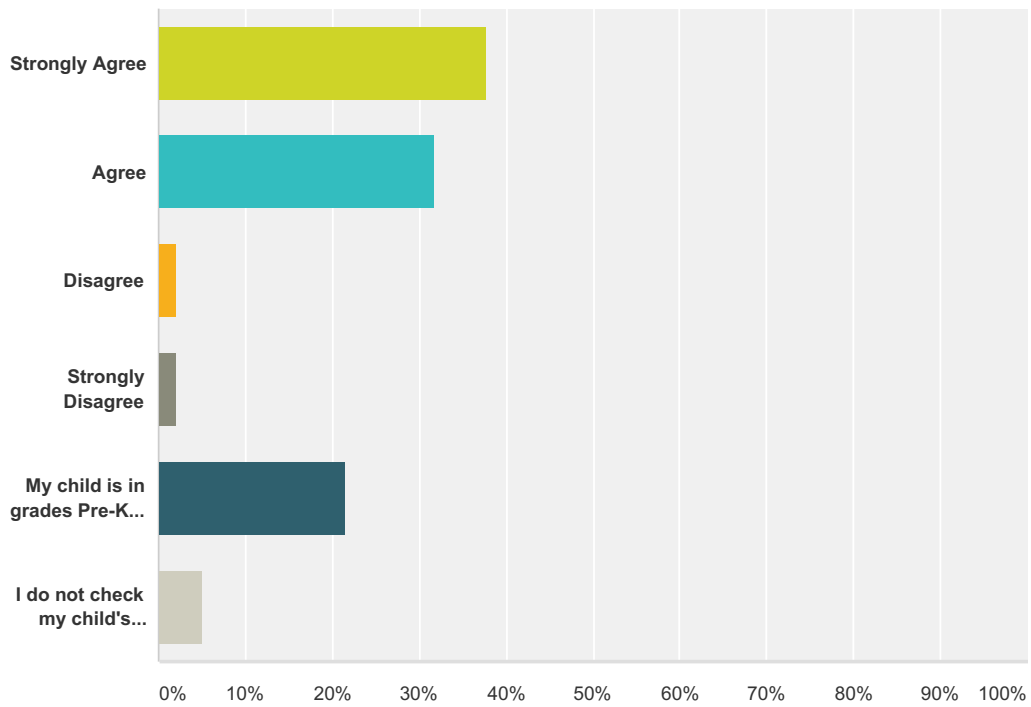
Answered: 98 Skipped: 2



Answer Choices	Responses	
Strongly Agree	53.06%	52
Agree	42.86%	42
Disagree	3.06%	3
Strongly Disagree	1.02%	1
Total		98

Q17 My child's teachers regularly update grades in the parent portal.

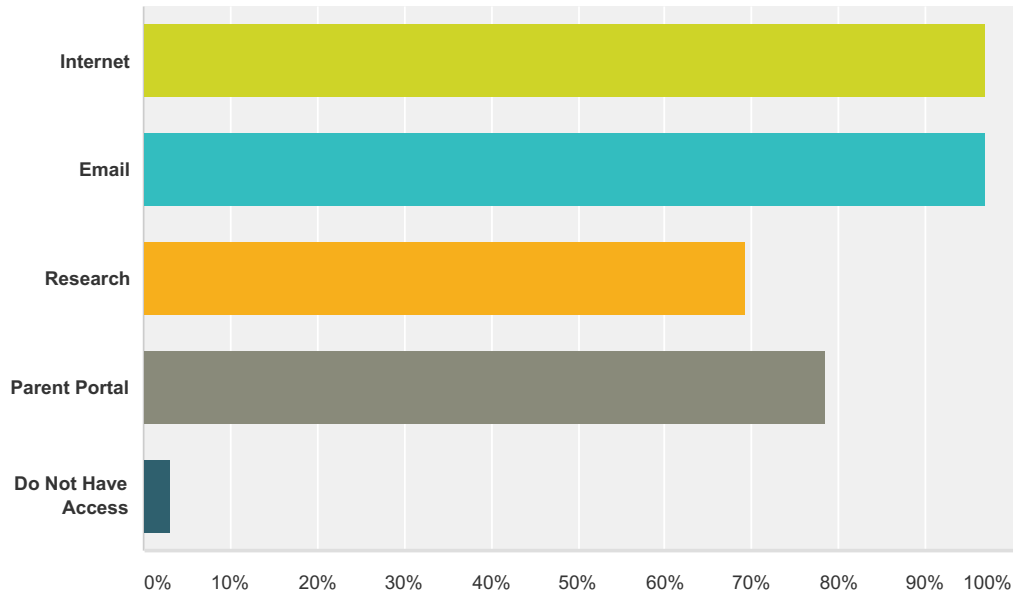
Answered: 98 Skipped: 2



Answer Choices	Responses
Strongly Agree	37.76% 37
Agree	31.63% 31
Disagree	2.04% 2
Strongly Disagree	2.04% 2
My child is in grades Pre-K - 3.	21.43% 21
I do not check my child's grades electronically (online or using an app).	5.10% 5
Total	98

Q18 I have access to devices (phone, computer, eReader, iPad, Kindle, etc.) to make use of the following (Check all that apply):

Answered: 98 Skipped: 2



Answer Choices	Responses
Internet	96.94% 95
Email	96.94% 95
Research	69.39% 68
Parent Portal	78.57% 77
Do Not Have Access	3.06% 3
Total Respondents: 98	

Q19 OPTIONAL: What would you most like to see improved within the Walton County School System?

Answered: 27 Skipped: 73

Q20 Optional: Please share your contact information.

Answered: 32 Skipped: 68

Answer Choices	Responses	
Name:	100.00%	32
Phone Number:	78.13%	25
Email Address	84.38%	27